

PS15k C-SJ95-2

Solar Submersible Pump System for 8" wells

System Overview

Head	max. 25 m
Flow rate	max. 114 m³/h

Technical Data

Controller PS15k

- Control inputs for dry running protection, remote control etc.
- Protected against reverse polarity, overload and overtemperature
- Integrated MPPT (Maximum Power Point Tracking)

Power	max. 14 kW
Input voltage	max. 800 V
Optimum V _{mp} *	> 575 V
Motor current	max. 20 A
Efficiency	max. 98 %
Ambient temp.	-30...50 °C
Enclosure class	IP41

Motor AC DRIVE SUB 6" 11kW

- Highly efficient 3-phase AC motor
- Frequency: 25...50 Hz
- Premium materials, stainless steel: AISI 304
- No electronics in the motor

Motor speed	1,400...2,850 rpm
Power factor	0.87
Insulation class	F
Enclosure class	IP68
Submersion	max. 300 m

Pump End PE C-SJ95-2

- Non-return valve
- Premium materials, stainless steel: AISI 304

Pump Unit PU C-SJ95-2 (Motor, Pump End)

Borehole diameter	min. 8,0 in
Water temperature	max. 30 °C

Standards



IEC/EN 61702:1995,
IEC/EN 62253 Ed.1

The logos shown reflect the approvals that have been granted for this product family. Products are ordered and supplied with the approvals specific to the market requirements.

*V_{mp}: MPP-voltage under Standard Test Conditions (STC): 1000 W/m² solar irradiance, 25 °C cell temperature

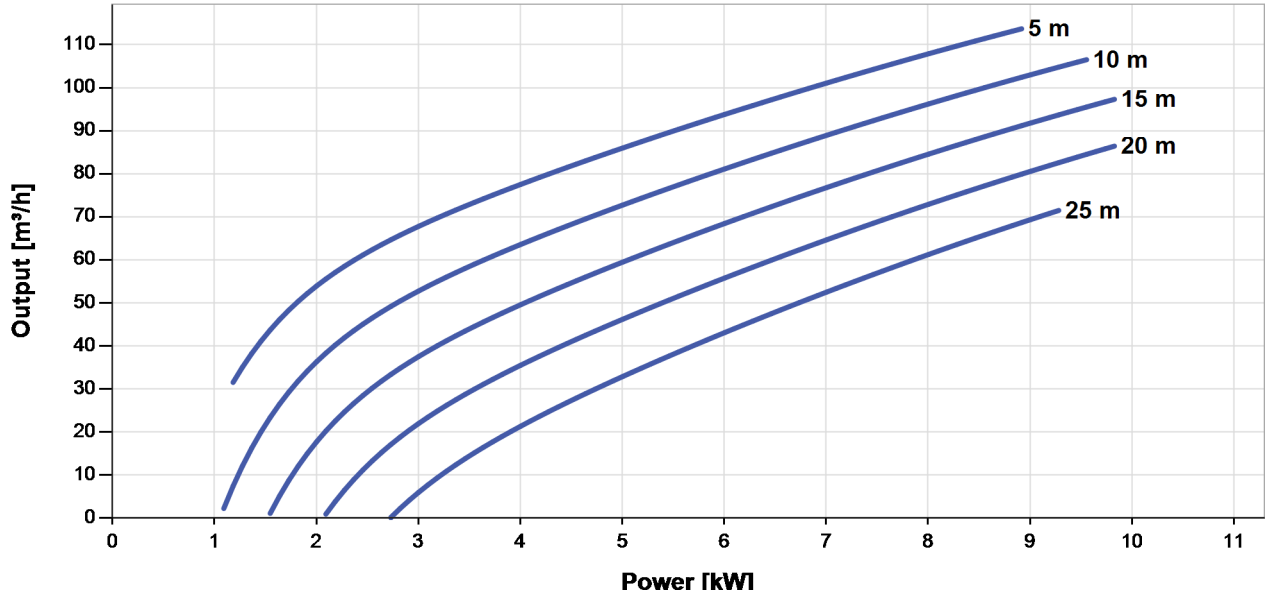


PS15k C-SJ95-2

Solar Submersible Pump System for 8" wells

Pump Chart

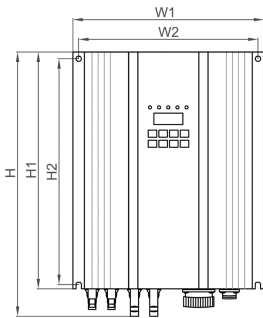
Vmp* > 575 V



Dimensions and Weights

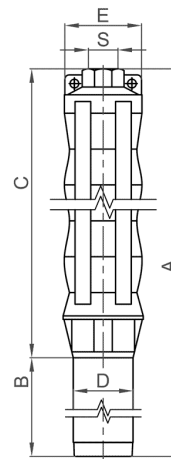
Controller

- H = 350 mm
- H1 = 310 mm
- H2 = 295 mm
- W1 = 250 mm
- W2 = 235 mm
- D1 = 200 mm
- D2 = 167 mm



Pump Unit

- A = 1,325 mm
- B = 711 mm
- C = 614 mm
- D = 144 mm
- E = 197 mm
- S = 5 in



	Net weight
Controller	9.0 kg
Pump Unit	84 kg
Motor	58 kg
Pump End	26 kg

*Vmp: MPP-voltage under Standard Test Conditions (STC): 1000 W/m² solar irradiance, 25 °C cell temperature

