

PS150 BOOST-125

Solar surface pump system

Application

- drinking water supply
- water purification
- reverse osmosis systems
- pressurizing

Characteristics

- fast, failure-free installation
- excellent serviceability
- high reliability and life expectancy
- short Return of Investment (ROI) cycle
- lower Total Cost of Ownership (TCO)

Technical data

Item #	2111
Total dynamic head	max. 110 m
Flow rate	max. 0.50 m ³ /h
V _{mp} **	> 17 V
V _{oc}	max. 50 V



Components

Controller: PS150

- controlling and monitoring
- control inputs for well probe, dry running protection, remote control etc.
- protected against reverse polarity, overload and high temperature
- integrated MPPT (Maximum Power Point Tracking)
- low voltage disconnect for battery operation

Motor: ECDRIVE 150-BOOST

- maintenance-free brushless DC motor
- no electronics in the motor
- premium materials

Pump end: PE BOOST-125

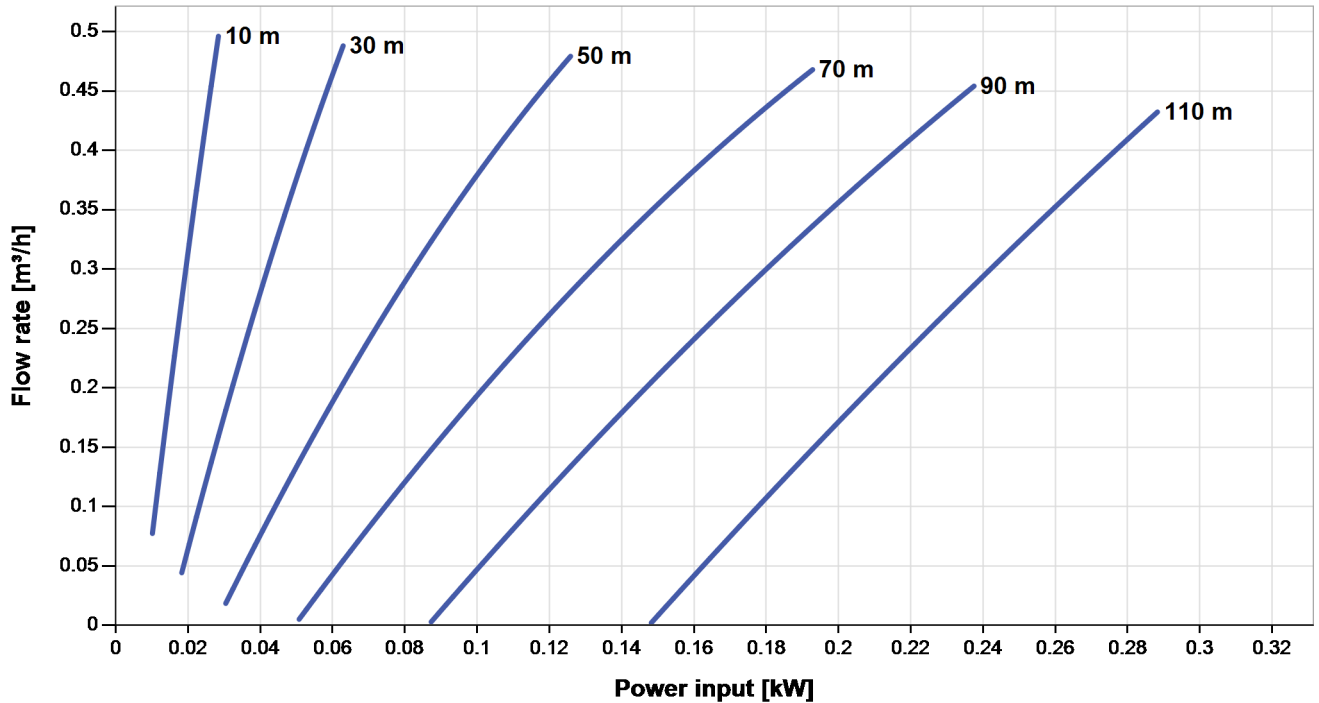
- high reliability and life expectancy
- max. Suction head 3 m
- premium materials
- optional: dry running protection

PS150 BOOST-125

Solar surface pump system

Pump chart

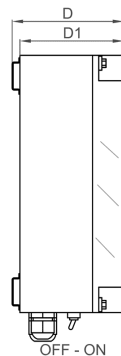
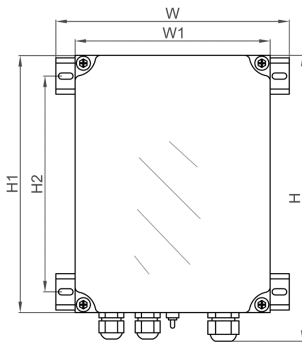
Max. power voltage (Vmp**): > 17 V



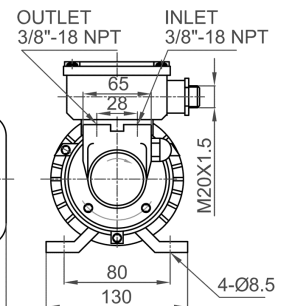
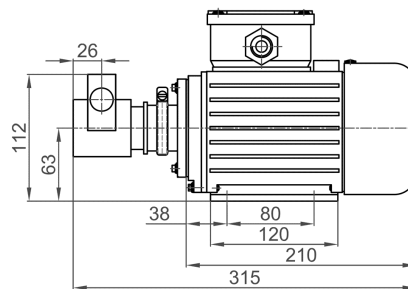
Dimensions and weights

Controller

H = 276 mm
 H1 = 248 mm
 H2 = 208 mm
 W = 225 mm
 W1 = 188 mm
 D = 108 mm
 D1 = 100 mm



Pump unit [mm]



	net weight	packaging	shipping volume	gross weight
Controller	1.2 kg	320x250x180 mm	0.014 m³	1.7 kg
Pump unit	7.0 kg	390x180x210 mm	0.015 m³	7.4 kg
Motor	5.0 kg	160x140x300 mm	0.007 m³	5.3 kg
Pump end	2.0 kg	-	-	-

*Max. flow rate at min. recommended head

**Vmp: max. power voltage under Standard Test Conditions (STC): AM = 1.5, E = 1000 W/m², cell temperature 25 °C